

ROBINS22

RC Electric Micro Helicopter

Product Introduction

Robins 22 which is with double-blade-sharing-one-axis structure and with stable and silent flight is designed by professional engineers

For the beginner it is designed with simple flying operation and easy control you can be familiar with its operating way and enjoy the flying in short-term

The helicopter is designed with two swing-hammers that improve the ability to settle its axis and enable it to hang in the air more stable

The helicopter is designed with double-blade-sharing-one-axis that enables it to be easily operated and fly. The battery hang is designed with simple and firm structure that enables the battery easy loaded and unloaded

With power supply of Li-polymer battery, it can fly lighter and longer

Specification

- (1) Main rotor diameter:340mm
- (2)Weight:230g
- (3)Length:360mm
- (4)Power system:180 motor*2
- (5)KIT/ARF/RTF:RTF
- (6)Transmitter:Standard 4 CH
- (7)Mixcontroller:4in1controller(W/gyro,mixer,ESC,receiver)
- (8) Servo:8g,1.3kg/CM,0.12s/60
- (9)Battery:7.4V 800mAh Li-polymer battery

产品介绍

Robins 22 经过专业工程师设计,使这部同轴双旋翼直升机,具有平稳,安静的飞行状态,针对初学者,这部直升机被设计为飞行操作简单,易上手,可以使你在短时间内熟悉操作方法,轻松享受飞行的乐趣,两个摆锤的设计提高了这部直升机的定轴性,使直升机在空中的停留更加稳定,旋翼的设计使直升机的飞行控制简单易操作,电池架的设计简洁牢固,使电池的装卸简单易操作,采用锂聚合物电池供电,使直升机在飞行中,机身显得更轻巧,停留时间更长

产品规格

- (1) Main rotor diameter:340mm
- (2)总重量:230g
- (3)机身总长:360mm
- (4)电机型号:180 motor*2
- (5)KIT/ARF/RTF:RTF
- (6)发射机:Standard 4 CH
- (7)混控系统:4in1混控器(W/gyro,mixer,ESC,receiver)
- (8) 伺服器:8g,1.3kg/CM,0.12s/60
- (9)电池:7.4V 800mAh Li-polymer battery

Transmitter and charging equipments in the packing box

包装内发射及充电配置




EK2-0902电源适配器



EK2-0404发射机



EK2-0851充电器



EK1-0181电池

#EK2-0902 Power Supply

#EK2-0404 Transmitter

#EK2-0851 Charger

#EK1-0181 Battery

The operation guide before fly

起飞操作步骤示意图



1 Charging battery
电池充电



2 Loading battery
安装电池



3 Opening transmitter
打开发射机




4 Connecting battery with the Robins
接通电源




5 The green light indicates ready to fly
绿灯显示待飞

EK1-0312




主旋翼A
Plastic blade A

EK1-0313




主旋翼B
Plastic blade B

EK1-0314



稳定锤
Stabilizer set

EK1-0315



主旋翼头A
Inner shaft A

EK1-0557



齿轮和轴设置B
Gear & shaft B

EK1-0317



旋转夹头
Main blade grip set

EK1-0318



主旋头
Inner shaft B

EK1-0319



倾斜外盘
Swashplate set

EK1-0320



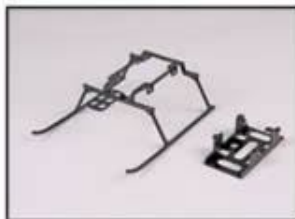
机架
Main frame

EK1-0321



齿轮和轴设置
Gear & shaft set A

EK1-0555



滑撬和电池架
Landing skid

EK1-0056



机身
Airframe

EK1-0324



轴承固定套
Bearing set collar

EK1-0325




拉杆
Bell link

EK1-0005A



180马达
Main motor set A(8Z)

EK1-0005



180马达
Main motor set A(8Z)

EK1-0328



4*8*3轴承
Bearing 4*8*3

EK1-0218



2*6*3轴承
Bearing 2*6*3

EK1-0222



固定工具
Allen key/paster strap

EK1-0181



锂电
Li-ion polymer battery 7.4V800mAh

EK1-0326



螺丝总成
Hardware set

EK5-0206



中心座组
Central hub and shaft set(upper)

EK5-0207



下中心座组
Bottom central holder set

EK5-0209



倾斜盘组
Swashplate set

EK5-0210



夹片组
Mainblade grip set

Main blade angle of attack adjustment

主旋翼功角的调整



Main blades don't rotate in one plane
主旋翼旋转不在同一平面



Adjustment way to angle of attack of main blades
主旋翼功角调整方法



Main blades rotate in one plane
主旋翼旋转在同一平面

Disassembling instruction

拆卸步骤

平衡锤拆卸

上下旋翼拆卸

机壳拆卸



A
Stabilizer set disassembling



B



C
Plastic blade disassembling



D



E
Airframe disassembling

Construction schematic diagram to inner equipments

机体局部设备示意图

